



TURKIC ECONOMIC OUTLOOK



№3

January-September 2022







**Statistical bulletin «Turkic Economic Outlook»
contains main macroeconomic indicators in January-September 2022.**

**All countries are listed in alphabetical order.
The statistical bulletin covers member and observer states of the Organization of Turkic States.**

**This Statistical Bulletin is a publication of
the Center for Analysis of Economic Reforms and Communication of
the Republic of Azerbaijan (CAERC).**

**All enquiries, comments and suggestions should be addressed to:
info@ereforms.gov.az**



SECTION A

THE ORGANIZATION OF TURKIC STATES' MEMBERS AND OBSERVERS: OVERVIEW

General Overview of the Organization of Turkic States' Members and Observers ...	5
The Share of the Organization of Turkic States' Members and Observers in the World	6
Comparison of GDP Growth for the Members and Observers of the Organization of Turkic States	7

SECTION B

THE ORGANIZATION OF TURKIC STATES' MEMBERS AND OBSERVERS: MAIN MACROECONOMIC INDICATORS

Azerbaijan	9
Hungary	10
Kazakhstan	11
Kyrgyzstan	12
Turkiye	13
Uzbekistan	14



SECTION A: OVERVIEW

GENERAL OVERVIEW OF THE ORGANIZATION OF TURKIC STATES' MEMBERS AND OBSERVERS



Center for Analysis of Economic Reforms and Communication of the Republic of Azerbaijan



AREA

(thousand km²)

4 823.5



GDP (2021)

(billion USD)

1 383



POPULATION (2022)

(million people)

173.8



TRADE TURNOVER (2021)

(billion USD)

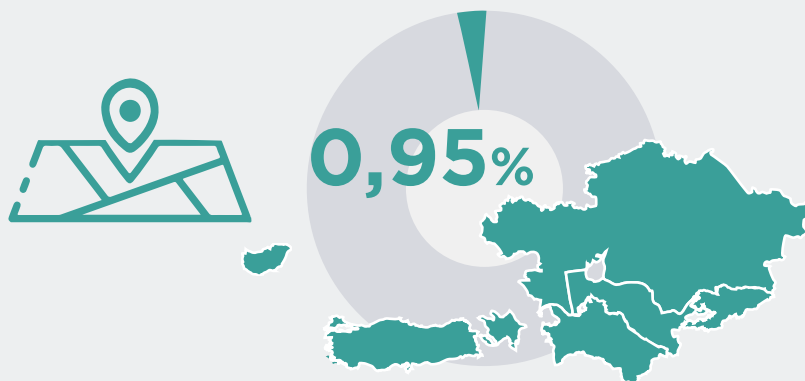
855.7

THE SHARE OF THE ORGANIZATION OF TURKIC STATES' MEMBERS AND OBSERVERS IN THE WORLD

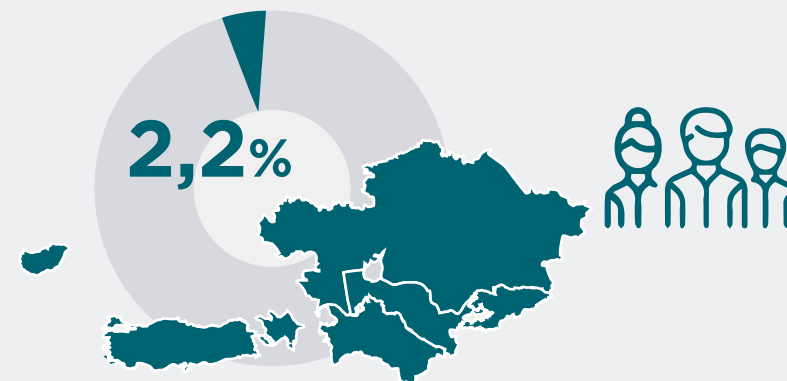


Center for Analysis of Economic Reforms and Communication of the Republic of Azerbaijan

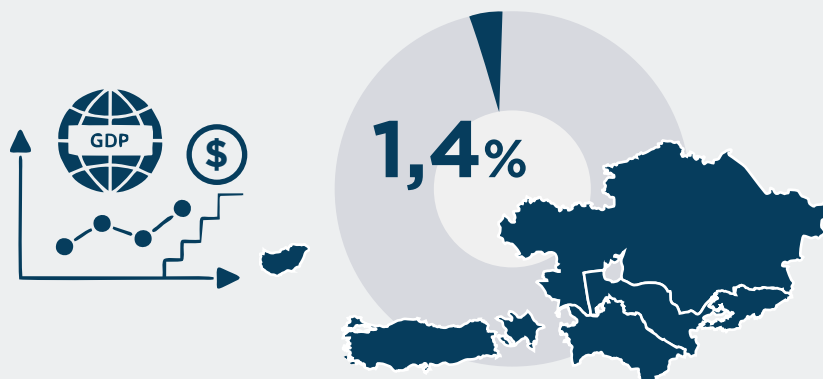
AREA



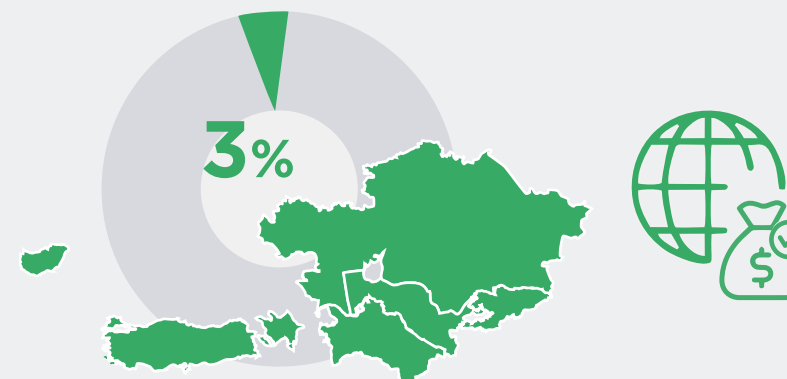
POPULATION (2022)



GDP (2021)



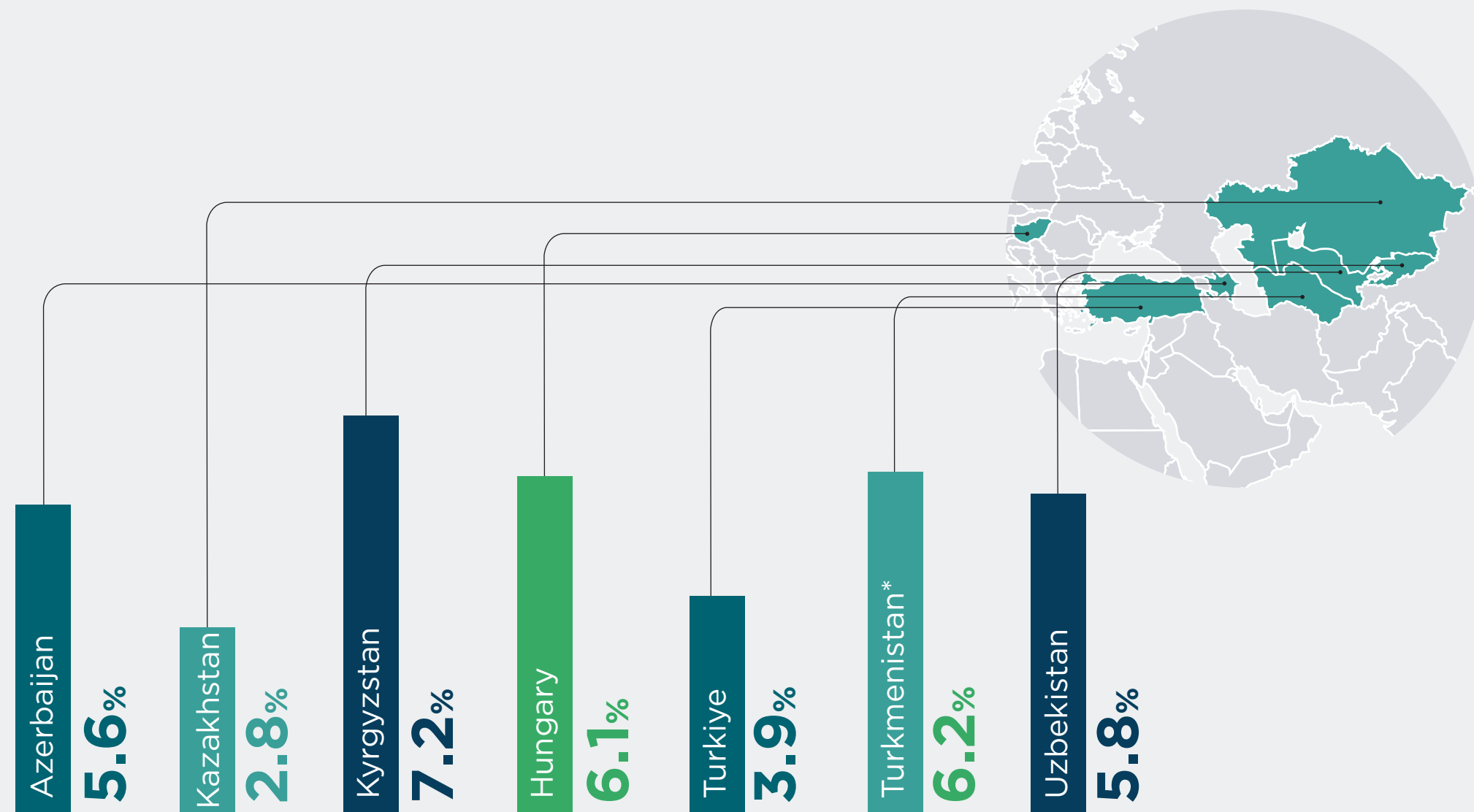
TRADE TURNOVER (2021)



COMPARISON OF GDP GROWTH FOR THE MEMBERS AND OBSERVERS OF THE ORGANIZATION OF TURKIC STATES (January-September 2022)



Center for Analysis of Economic Reforms and Communication of the Republic of Azerbaijan



*Statistical indicators related to Turkmenistan are compiled only in the general section.



SECTION B: MAIN MACROECONOMIC INDICATORS for the January-September, 2022

AZERBAIJAN: MAIN MACROECONOMIC INDICATORS (January-September 2022)



Center for Analysis of Economic Reforms and
Communication of the Republic of Azerbaijan

Exchange rate: 1 USD = 1.70244 AZN



ECONOMIC GROWTH



GDP*
(57 610.1 mln \$)

↑ 5.6%



INDUSTRIAL PRODUCTION*
(37 670.5 mln \$)

↓ 0.6%



AGRICULTURAL PRODUCTS*
(5 239.2 mln \$)

↑ 3%

FOREIGN TRADE



EXPORTS
(30 962.9 mln \$)

↑ 97.8%



IMPORTS
(10 293.3 mln \$)

↑ 23.4%

TRADE BALANCE

+20 669.6 mln \$

FINANCE



INVESTMENTS DIRECTED
TO FIXED CAPITAL*
(5 964.6 mln \$)

↑ 4.6%



BANK
ASSETS*
(25 629.9 mln \$)

↑ 26.4%

STATE BUDGET



INCOME OF
STATE BUDGET*
(13 158.5 mln \$)

↑ 25.3%



EXPENDITURE OF
STATE BUDGET*
(12 024.3 mln \$)

↑ 15.6%

The figures in percent show a change in the January-September of 2022 compared to the same period last year.

The figures in dollar terms cover the actual figures for the January-September of 2022.

* Calculated on the basis of the conversion of the national currency to the US dollar at the exchange rate as of the last day of the 3rd quarter of the relevant years.

HUNGARY: MAIN MACROECONOMIC INDICATORS (January-September 2022)



Center for Analysis of Economic Reforms and
Communication of the Republic of Azerbaijan

Exchange rate: 1 USD = 428.593 HUF
Exchange rate: 1 USD = 1.01728 EUR



ECONOMIC GROWTH



GDP*
(111 532.4 mln \$)
↑ 6.1%



INDUSTRIAL PRODUCTION*
(22 310.7 mln \$)
↑ 41.3%



AGRICULTURAL PRODUCTS*
(2 930.8 mln \$)
↓ 5%

FOREIGN TRADE

EXPORTS*
(94 401.8 mln \$)
↑ 29%

IMPORTS*
(99 684.5 mln \$)
↑ 40.2%

TRADE BALANCE
-5 282.7 mln \$

FINANCE



**INVESTMENTS DIRECTED
TO FIXED CAPITAL***
(12 697.1 mln \$)
↑ 34.05% *1st half of 2022

Gross Capital
Formation



**BANK
ASSETS***
(175 576 mln \$)
*consolidated banking assets (2021)

STATE BUDGET



**INCOME OF
STATE BUDGET***
(31 086.6 mln \$)
↑ 27.1% *1st half of 2022



**EXPENDITURE OF
STATE BUDGET***
(33 170.6 mln \$)
↑ 18.4% *1st half of 2022

The figures in percent show a change in the January-September of 2022 compared to the same period last year.

The figures in dollar terms cover the actual figures for the January-September of 2022.

* Calculated on the basis of the conversion of the national currency to the US dollar at the exchange rate as of the last day of the 3rd quarter of the relevant years.

KAZAKHSTAN: MAIN MACROECONOMIC INDICATORS (January-September 2022)



Center for Analysis of Economic Reforms and
Communication of the Republic of Azerbaijan

Exchange rate: 1 USD = 477.206 KZT



ECONOMIC GROWTH



GDP*
(135 440.3 mln \$)
↑ 2.8%



INDUSTRIAL PRODUCTION*
(75 362 mln \$)
↑ 2.1%



AGRICULTURAL PRODUCTS*
(14 261.1 mln \$)
↑ 6.9%

FOREIGN TRADE



EXPORTS
(63 827.8 mln \$)
↑ 47.5%



IMPORTS
(34 556.9 mln \$)
↑ 16.5%

TRADE BALANCE
+29 270.9 mln \$

FINANCE



**INVESTMENTS DIRECTED
TO FIXED CAPITAL***
(20 661.3 mln \$)
↑ 7%



**BANK
ASSETS***
(87 432.2 mln \$)
↑ 17.3%

STATE BUDGET



**INCOME OF
STATE BUDGET***
(31 071.7 mln \$)
↑ 31.1%



**EXPENDITURE OF
STATE BUDGET***
(31 156.6 mln \$)
↑ 18.9%

The figures in percent show a change in the January-September of 2022 compared to the same period last year.

The figures in dollar terms cover the actual figures for the January-September of 2022.

* Calculated on the basis of the conversion of the national currency to the US dollar at the exchange rate as of the last day of the 3rd quarter of the relevant years.

KYRGYZSTAN: MAIN MACROECONOMIC INDICATORS (January-September 2022)



Center for Analysis of Economic Reforms and
Communication of the Republic of Azerbaijan

Exchange rate: 1 USD = 80.1831 KGS



ECONOMIC GROWTH



GDP*
(7 300 mln \$)

↑ 7.2%



INDUSTRIAL PRODUCTION*
(3 731.7 mln \$)

↑ 16.6%



AGRICULTURAL PRODUCTS*
(3 295.3 mln \$)

↑ 6.5%

FOREIGN TRADE



EXPORTS
(1374.4 mln \$)

↓ 38.8%



IMPORTS
(7011.9 mln \$)

↑ 78.8%

TRADE BALANCE

-5637.5 mln \$

FINANCE



INVESTMENTS DIRECTED
TO FIXED CAPITAL*
(1 004.1 mln \$)

↑ 0.5%



BANK
ASSETS*
(5 415.8 mln \$)

↑ 33.7%

STATE BUDGET



INCOME OF
STATE BUDGET*
(2 640.3 mln \$)

↑ 45.6%



EXPENDITURE OF
STATE BUDGET*
(2 551.4 mln \$)

↑ 44.3%

The figures in percent show a change in the January-September of 2022 compared to the same period last year.

The figures in dollar terms cover the actual figures for the January-September of 2022.

* Calculated on the basis of the conversion of the national currency to the US dollar at the exchange rate as of the last day of the 3rd quarter of the relevant years.

TURKIYE: MAIN MACROECONOMIC INDICATORS (January-September 2022)



Center for Analysis of Economic Reforms and
Communication of the Republic of Azerbaijan

Exchange rate: 1 USD = 18.5156 TRY



ECONOMIC GROWTH



GDP*
(241 523 mln \$)
↑ 3.9%



INDUSTRIAL PRODUCTION*
(57 798.4 mln \$)
↑ 28.8%



AGRICULTURAL PRODUCTS*
(25 291.8 mln \$)
↑ 47.1%

FOREIGN TRADE



EXPORTS
(188 152 mln \$)
↑ 17%



IMPORTS
(271 249 mln \$)
↑ 40.4%

TRADE BALANCE
-83 097 mln \$

FINANCE



**INVESTMENTS DIRECTED
TO FIXED CAPITAL***
(63 741.1 mln \$)
↑ 29.9%



BANK ASSETS
(709 715 mln \$)
↓ 10.9%

STATE BUDGET



**INCOME OF
STATE BUDGET***
(104 739.1 mln \$)
↑ 100%



**EXPENDITURE OF
STATE BUDGET***
(106 756.1 mln \$)
↑ 92.3%

The figures in percent show a change in the January-September of 2022 compared to the same period last year.

The figures in dollar terms cover the actual figures for the January-September of 2022.

* Calculated on the basis of the conversion of the national currency to the US dollar at the exchange rate as of the last day of the 3rd quarter of the relevant years. **13**

UZBEKISTAN: MAIN MACROECONOMIC INDICATORS (January-September 2022)



Center for Analysis of Economic Reforms and
Communication of the Republic of Azerbaijan

Exchange rate: 1 USD = 11 011.2 UZS



ECONOMIC GROWTH



GDP*
(56 985.3 mln \$)
↑ 5.8%



INDUSTRIAL PRODUCTION*
(14 730.4 mln \$)
↑ 5.3%



AGRICULTURAL PRODUCTS*
(13 030.9 mln \$)
↑ 3.6%

FOREIGN TRADE



EXPORTS
(14 051.5 mln \$)
↑ 35.7%



IMPORTS
(21 973.1 mln \$)
↑ 22.3%

TRADE BALANCE
-7 921.6 mln \$

FINANCE



**INVESTMENTS DIRECTED
TO FIXED CAPITAL***
(17 255.1 mln \$)
↑ 5%



**BANK
ASSETS***
(49 040.1 mln \$)
↑ 32.2%

STATE BUDGET



**INCOME OF
STATE BUDGET***
(18 163.3 mln \$)
↑ 35.9%



**EXPENDITURE OF
STATE BUDGET***
(19 508.5 mln \$)
↑ 29.5%

The figures in percent show a change in the January-September of 2022 compared to the same period last year. The figures in dollar terms cover the actual figures for the January-September of 2022.

* Calculated on the basis of the conversion of the national currency to the US dollar at the exchange rate as of the last day of the 3rd quarter of the relevant years.

* The state budget was obtained from the openbudget.uz website on 01.12.2022.



- Hungarian Central Statistical Office, Summary data of macroeconomy (Quarterly Data) . Retrieved December 22, 2022, from https://www.ksh.hu/stadat_files/gdp/en/gdp0085.html
- Hungarian Central Statistical Office, HUF value of external trade and value indices by main partner countries, January–September 2022. Retrieved December 22, 2022, from https://www.ksh.hu/stadat_files/kkr/en/kkr0047.html
- Hungarian Central Statistical Office, Major quarterly data for general government sector. Retrieved December 22, 2022, from https://www.ksh.hu/stadat_files/gdp/en/gdp0110.html
- Turkish Statistical Institute, Periodic Gross Domestic Product, III. Quarter: July-September 2022. Retrieved December 22, 2022, from <https://data.tuik.gov.tr/Bulten/Index?p=Quarterly-Gross-Domestic-Product-Quarter-III:-July---September,-2022-45551>
- Turkish Statistical Institute, Foreign Trade Statistics, September 2022. Retrieved December 22, 2022, from <https://data.tuik.gov.tr/Bulten/Index?p=Foreign-Trade-Statistics-September-2022-45544>
- Banking Regulation and Supervision Agency, Monthly Banking Sector Data (Basic Analysis). Retrieved December 22, 2022, from <https://www.bddk.org.tr/BultenAylik/en>
- Republic of Turkey Ministry of Treasury and Finance, Public Finance. Retrieved December 22, 2022, from <https://en.hmb.gov.tr/public-finance>
- Reliefweb, (2022, 7 October) Price Monitoring for Food Security in the Kyrgyz Republic. Retrieved December 22, 2022, from <https://reliefweb.int/report/kyrgyzstan/price-monitoring-food-security-kyrgyz-republic-issue-60-07-october-2022>
- National Statistical Committee of the Kyrgyz Republic, Manufacturing. Retrieved December 22, 2022, from <http://www.stat.kg/en/statistics/promyshlennost/>
- National Statistical Committee of the Kyrgyz Republic, International economic activity. Retrieved December 22, 2022, from <http://www.stat.kg/en/statistics/vneshneekonomicheskaya-deyatelnost/>



- National Statistical Committee of the Kyrgyz Republic, Social economic situation of the Kyrgyz Republic. Retrieved December 22, 2022, from <http://www.stat.kg/en/publications/doklad-socialno-ekonomicheskoe-polozhenie-kyrgyzskoj-respubliki/>
- National Bank of the Kyrgyz Republic, Major indices of the banking sector. Retrieved December 22, 2022, from <https://www.nbkr.kg/index1.jsp?item=1482&lang=ENG>
- National Statistical Committee of the Kyrgyz Republic, Finance. Retrieved December 22, 2022, from <http://www.stat.kg/en/statistics/finansy/>
- National Statistical Committee of the Kyrgyz Republic, Social economic situation of the Kyrgyz Republic. Retrieved December 22, 2022, from <http://www.stat.kg/en/publications/doklad-socialno-ekonomicheskoe-polozhenie-kyrgyzskoj-respubliki/>
- Agency for Strategic planning and reforms of the Republic of Kazakhstan Bureau of National statistics, Monthly editions. Retrieved December 22, 2022, from <https://translate.google.com/?sl=tr&tl=en&text=Monthly%20editions%20&op=translate>
- The Astana Times, Kazakhstan's Economic Growth Accelerates in January-September This Year. Retrieved December 22, 2022, from <https://astanatimes.com/2022/10/kazakhstans-economic-growth-accelerates-in-january-september-this-year/>
- National Bank of Kazakhstan, NBK Statistical Bulletin. Retrieved December 22, 2022, from <https://www.nationalbank.kz/en/news/statisticheskij-byulleten/rubrics/1799>
- The State Statistical Committee of the Republic of Azerbaijan, Macro-economic indicators and social development of the country (January-November, 2022) Retrieved December 22, 2022, from <https://stat.gov.az/news/macroeconomy.php?lang=en&page=1>
- Central Bank of the Republic of Azerbaijan, Retrieved December 22, 2022, from <https://www.cbar.az/home>



- The State Committee of the Republic of Uzbekistan On Statistics, By how much did gross domestic product (GDP) per capita increase? Retrieved December 22, 2022 from <https://stat.uz/en/press-center/news-of-committee/30270-aholi-jon-boshiga-hisoblangan-yalpi-ichki-mahsulot-qanchaga-o-sdi-4>
- The State Committee of the Republic of Uzbekistan On Statistics, Industrial production Republic of Uzbekistan for January-September 2022. Retrieved December 22, 2022 from <https://stat.uz/en/press-center/news-of-committee/28892-o-zbekiston-respublikasining-sanoat-ishlab-chiqarishi-2022-yil-yanvar-sentabr-3>
- The State Committee of the Republic of Uzbekistan On Statistics, Agriculture, forestry and fisheries of the Republic of Uzbekistan in January-September 2022. Retrieved December 22, 2022 from <https://stat.uz/en/press-center/news-of-committee/29360-202225552-yilning-yanvar-sentabr-oylarida-o-zbekiston-respublikasining-qishloq-o-rmon-va-baliqchilik-xo-jaligi-3>
- The State Committee of the Republic of Uzbekistan On Statistics, Investments in fixed capital (For January-September 2022). Retrieved December 22, 2022 from <https://stat.uz/en/enhttps://stat.uz/en/press-center/news-of-committee/28916-6471-5346346436346440556>
- The Central Bank of the Republic of Uzbekistan, Statistics. Retrieved December 22, 2022 from <https://cbu.uz/en/statistics/bankstats/714529/https://openbudget.uz/en>
- Open Budget of Uzbekistan. Retrieved December 22, 2022 from <https://openbudget.uz/enhttps://www.xe.com/currencycharts/?from=USD&to=UZS>
- US Dollar to Turkish Lira Exchange Rate Chart
<https://www.xe.com/currencycharts/?from=USD&to=TRY>
- US Dollar to Azerbaijan Manat Exchange Rate Chart
<https://www.xe.com/currencycharts/?from=USD&to=AZN>

Responsible for the issue: AYHAN SATIJI

Design: ELVIRA ZEYNALOVA

RAHMAN BADALOV

AZ 1073, Baku,
Yasamal district, G. Khalilov str., 47

Tel.: (+994) 12 521 25 35
info@ereforms.gov.az

www.ereforms.gov.az

